



FEATURES

- Universal 90 - 264VAC or 120 - 373VDC Input voltage
- Operating ambient temperature range: -30°C to +70°C
- High efficiency, high reliability and long life
- LED indicator for power on
- Output short circuit, over-current, over-voltage protection
- Withstand 300VAC surge input for 5s
- High I/O isolation test voltage up to 3000VAC
- Safety according to IEC/EN/UL62368, EN60335, GB4943
- Emissions compliant to CISPR32/EN55032 CLASS B
- Withstand 5G vibration test
- Operating altitude up to 5000m

This LM100-10Cxx series of power converter design features 3 output versions, which can independently supply 3 different loads in the system. The products can be used in harsh working environments with an ambient temperature range from -30°C to +70°C, without the need of a fan for further heat dissipation. In addition, the converters EMC immunity performance meets the requirements of IEC61000 standard and meet emission standard CISPR32/EN55032, class B without any external components, thus providing excellent EMC protection. The products also meet IEC/EN/UL62368, EN60335, GB4943 safety standards. The converters integrate a variety of protection features and offer a high-performance to low-cost ratio providing the best power solution for a variety of industries such as industrial control equipment, instrumentation and smart home and building equipment application.

Selection Guide

Certification	Part No.	Output Power	Rated Output Voltage and Current(Vo/Io)			Working Current Range*			Efficiency at 230VAC (%) Typ.	Max. Capacitive Load(μF)		
			Vo1/Io1	Vo2/Io2	Vo3/Io3	Io1	Io2	Io3		Vo1	Vo2	Vo3
CE	LM100-10C051212-35	94W	+5V/8.0A	+12V/3.5A	-12V/1.0A	0.8-10.0A	0.35-4.0A	0.1-1.5A	84	8000	3500	1000
	LM100-10C051515-30	95W	+5V/7.0A	+15V/3.0A	-15V/1.0A	0.7-10.0A	0.3-4.0A	0.1-1.5A	85	7000	3000	1000
	LM100-10C052412-20	96W	+5V/6.0A	+24V/2.0A	+12V/1.5A	0.6-8.0A	0.2-2.5A	0.15-2.0A	85	6000	2000	1500

Note:* Working current range: If any one of the 3 outputs arrive at the maximum current, another output with 50% rated load, the total output power cannot exceed the rated power and working time < 3s, the output voltage accuracy of vo2/vo3 is ±10.0%.

Input Specifications





Item	Operating Conditions	Min.	Typ.	Max.	Unit
Input Voltage Range	AC input	90	--	264	VAC
	DC input	120	--	373	VDC
Input Frequency		47	--	63	Hz
Input Current	115VAC	--	--	2.5	A
	230VAC	--	--	1.5	
Inrush Current	115VAC	--	30	--	
	230VAC	--	50	--	
Leakage Current	240VAC	<2.0mA			
Hot Plug		Unavailable			

Output Specifications

Item	Operating Conditions	Min.	Typ.	Max.	Unit		
Output Voltage Accuracy	Full load range	Vo1	--	±2	--	%	
			Vo2	LM100-10C051212-35	--		±5.0
		LM100-10C051515-30		-7.0	--		+3.0
		LM100-10C052412-20		--	±5.0		--
		Vo3		LM100-10C051212-35	--		±6.0
			LM100-10C051515-30	--	±6.0		--
LM100-10C052412-20	--	±6.0	--				

Line Regulation	Full load	Vo1	--	±0.5	--	%	
		Vo2	LM100-10C051212-35	--	±1.0		--
			LM100-10C051515-30	--	±1.0		--
			LM100-10C052412-20	--	±1.0		--
		Vo3	LM100-10C051212-35	--	±1.0		--
			LM100-10C051515-30	--	±1.0		--
LM100-10C052412-20	--		±1.0	--			
Load Regulation	10% - 100% load (Balanced load)	Vo1	--	±1.0	--	%	
		Vo2	LM100-10C051212-35	--	±3.0		±5.0
			LM100-10C051515-30	--	±3.0		±5.0
			LM100-10C052412-20	--	±3.0		±5.0
		Vo3	LM100-10C051212-35	--	±6.0		--
			LM100-10C051515-30	--	±6.0		--
LM100-10C052412-20	--		±6.0	--			
Ripple & Noise*	20MHz bandwidth (peak-peak value)	Vo1	--	80	--	mV	
		Vo2	LM100-10C051212-35	--	120		--
			LM100-10C051515-30	--	120		--
			LM100-10C052412-20	--	150		--
		Vo3	LM100-10C051212-35	--	120		--
			LM100-10C051515-30	--	120		--
LM100-10C052412-20	--		120	--			
Temperature Coefficient	Vo1	--	±0.03	--	%/°C		
Voltage Adjustable Range (Vo1) *	Rated input voltage	4.75	--	5.50	VDC		
Switching Delay Time	Rated input voltage	--	--	2.0	s		
Hold-up Time	115VAC	5	--	--	ms		
	230VAC	30	--	--			
Min. Load		Refer to the working current range					
Short Circuit Protection	Recovery time <5s after the short circuit disappear	Hiccup, continuous, self-recovery					
Over-current Protection	3 outputs with equal-scale load	≥110%Io, self-recovery					
Over-voltage Protection		5.75VDC ≤ Vo1 ≤ 6.75VDC, shut down					
Note: 1.*The "Tip and barrel method" is used for ripple and noise test, (47uF electrolytic capacitor and 104 ceramic capacitor) please refer to AC-DC Converter Application Notes for specific information. 2.*When Vo1 working in the adjustable range, the output power please refer to power derating curve and should not be exceed the rated output power.							

General Specifications

Item	Operating Conditions	Min.	Typ.	Max.	Unit	
Isolation Voltage	Input - Output	3000	--	--	VAC	
	Input - 	2000	--	--		
	Output - 	500	--	--		
Insulation Resistance	Input - Output	100	--	--	MΩ	
	Input - 	100	--	--		
	Output - 	100	--	--		
Operating Temperature	Refer to derating curve	-30	--	+70	°C	
Storage Temperature		-40	--	+85		
Storage Humidity	Non-condensing	--	--	95	%RH	
Power Derating	Input voltage derating	90VAC - 115VAC	0.8	--	--	%/VAC
		115VAC - 264VAC	0	--	--	
		120VDC - 160VDC	0.5	--	--	%/VDC
		160VDC - 373VDC	0	--	--	
	Operating temperature derating	-30°C to +40°C	0	--	--	%/°C
+40°C to +70°C		2.0	--	--		

Safety Standard		Meet IEC/EN/UL62368/EN60335/GB4943
Safety Class		CLASS I
MTBF	MIL-HDBK-217F@25°C	>300,000 h

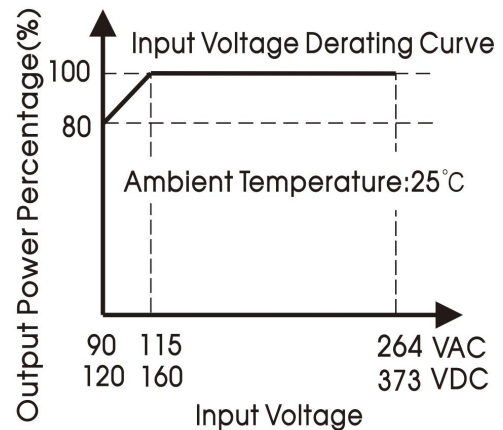
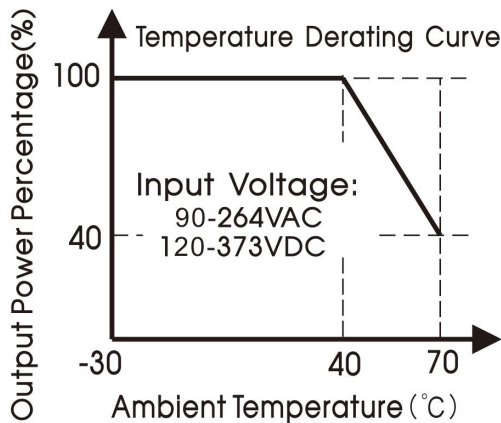
Physical Specifications

Case Material	Metal (AL1100, SGCC)
Dimension	159.00 x 97.00 x 30.00 mm
Weight	435g (Typ.)
Cooling Method	Free air convection

EMC Specifications

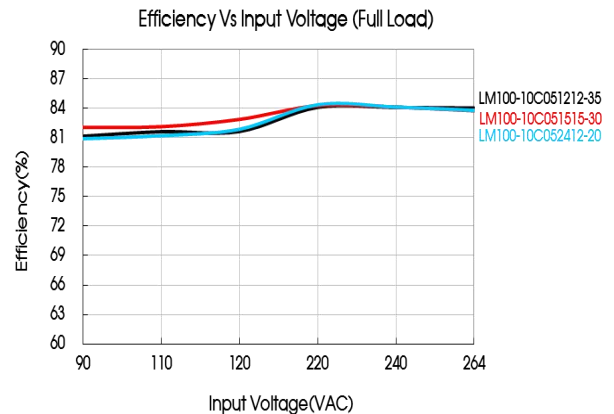
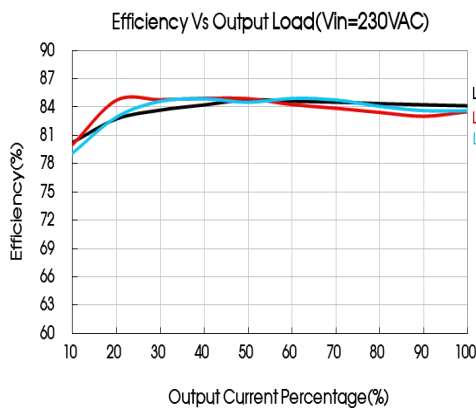
Emissions	CE	CISPR32/EN55032 CLASS B		
	RE	CISPR32/EN55032 CLASS B		
	Harmonic current	IEC/EN61000-3-2 CLASS A		
Immunity	ESD	IEC/EN61000-4-2	Contact ±6KV /Air ±8KV	Perf. Criteria A
	RS	IEC/EN61000-4-3	10V/m	perf. Criteria A
	EFT	IEC/EN61000-4-4	±2KV	perf. Criteria A
	Surge	IEC/EN 61000-4-5	Line to Line ±2KV/Line to Ground±4KV	perf. Criteria A
	CS	IEC/EN61000-4-6	10 Vr.m.s	perf. Criteria A
	Voltage dips, short interruptions and voltage variations	IEC/EN61000-4-11	0%,70%	perf. Criteria B

Product Characteristic Curve

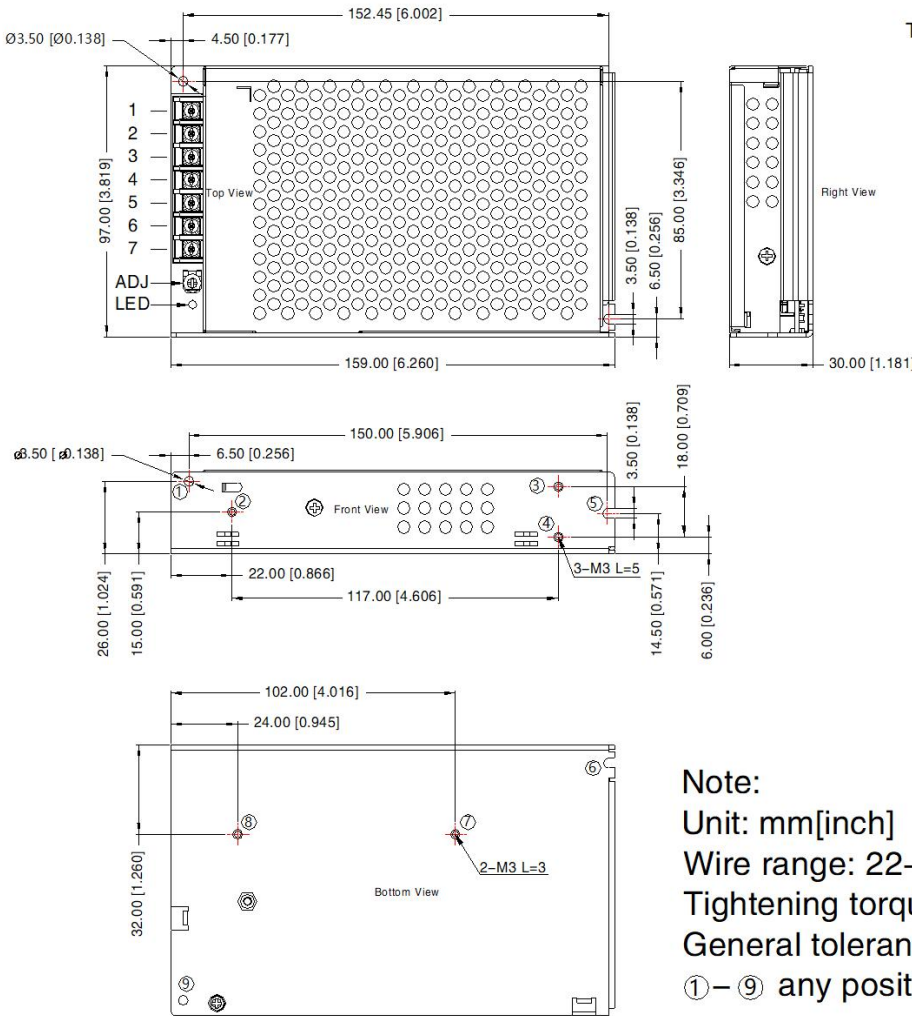


Note: ①With an input voltage between 90 -115VAC and a DC Input between 120 -160VDC the output power must be derated as per the temperature derating curves;

②This product is suitable for applications using natural air cooling; for applications in closed environment please consult Mornsun FAE.



Dimensions and Recommended Layout



THIRD ANGLE PROJECTION

Pin-Out	
Pin	Function
1	AC(L)
2	AC(N)
3	⏏
4	Vo3
5	Vo2
6	COM
7	Vo1

Note:
 Unit: mm[inch]
 Wire range: 22-14AWG
 Tightening torque: M3, 0.5N·m
 General tolerances: ± 1.00[± 0.039]
 ①-⑨ any position must be connected to PE

- Note:
- For additional information on Product Packaging please refer to www.mornsun-power.com. Packaging bag number: 58220064;
 - Unless otherwise specified, parameters in this datasheet were measured under the conditions of Ta=25°C, humidity<75%RH with nominal input voltage and rated output load;
 - The ambient temperature derating of 5°C/1000m is needed for operating altitude greater than 2000m;
 - All index testing methods in this datasheet are based on our company corporate standards;
 - In order to improve the efficiency at high input voltage, there will be audible noise generated, but it does not affect product performance and reliability;
 - We can provide product customization service, please contact our technicians directly for specific information;
 - Products are related to laws and regulations: see "Features" and "EMC";
 - The out case needs to be connected to PE(⏏) of system when the terminal equipment in operating;
 - Our products shall be classified according to ISO14001 and related environmental laws and regulations, and shall be handled by qualified units;
 - The power supply is considered a component which will be installed into a final equipment. All EMC tests should be confirmed with the final equipment. Please consult our FAE for EMC test operation instructions.

Mornsun Guangzhou Science & Technology Co., Ltd.

Address: No. 5, Kehui St. 1, Kehui Development Center, Science Ave., Guangzhou Science City, Huangpu District, Guangzhou, P. R. China
 Ttel: 86-20-38601850 Fax: 86-20-38601272 E-mail: info@mornsun.cn www.mornsun-power.com